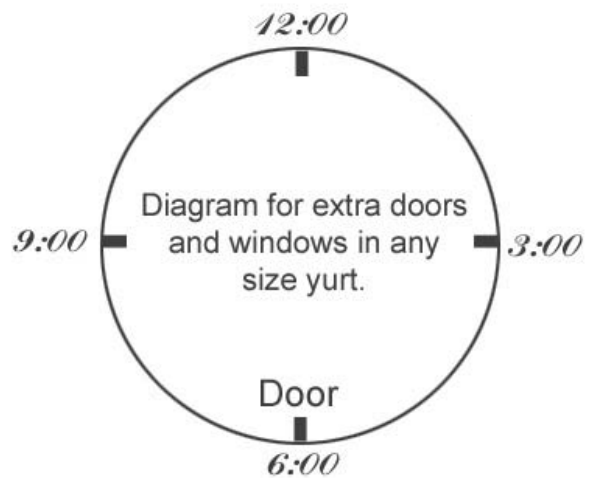
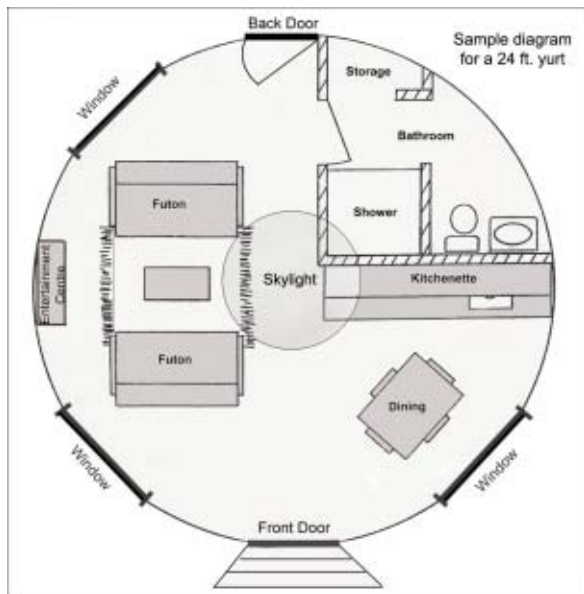
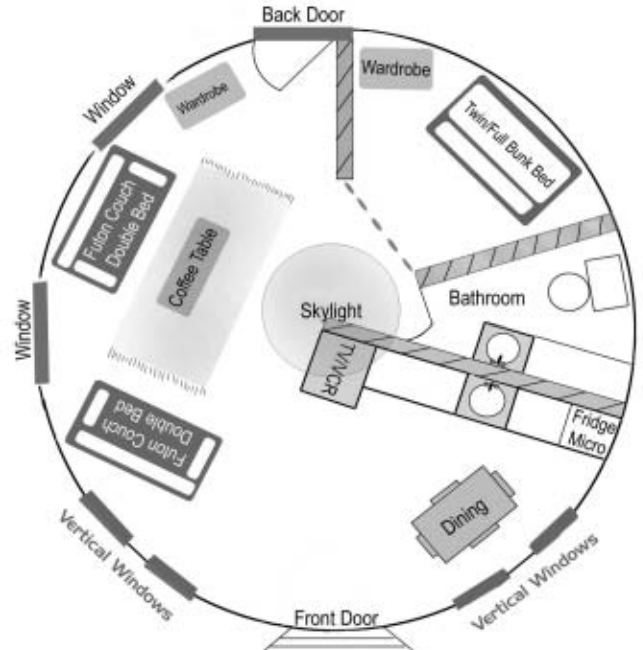


Customize a yurt to your specifications...

- Plan your layout to fit the landscape ... capture the view.
- Add extra windows!
- Add French doors or a back door
- Personalize the top and wall colour with your combination of choice

Diagram at right shows sample layout for 28ft.



Windows can be located in any position, and you can add as many as you like. They are normally placed in a horizontal position for a wide view, but if you wish a deeper view they can be turned vertical, at no extra charge.

Using a clock face, doors must be placed at quarter hour locations i.e. 6:00, 9:00, 12:00 and 3:00 o'clock.



Tel: 604-629-2982 | Toll Free 1-866-4YURTCO (1-866-498-7826)

www.yurtco.com | info@yurtco.com